

8 Steps to Successfully Running TurningKey for Mac

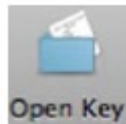
1 Plug in the receiver.



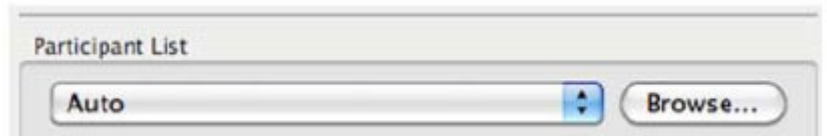
2 Open TurningKey.



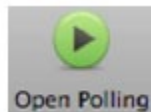
3 Load your Key.



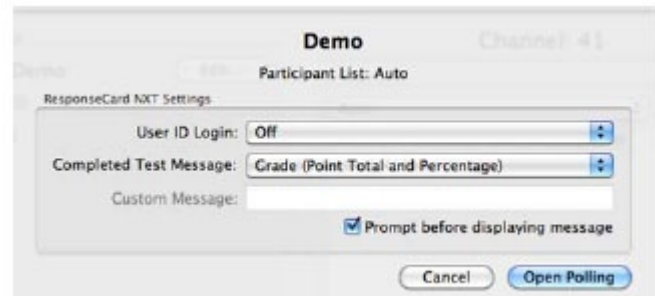
4 Load your participant list.



5 Start Polling.




6 Stop Polling.



7 Save the Session.

8 Generate Reports.



View Additional Resources at: www.turningtechnologies.com/training



www.TurningTechnologies.com
Toll-Free: 866-746-3015